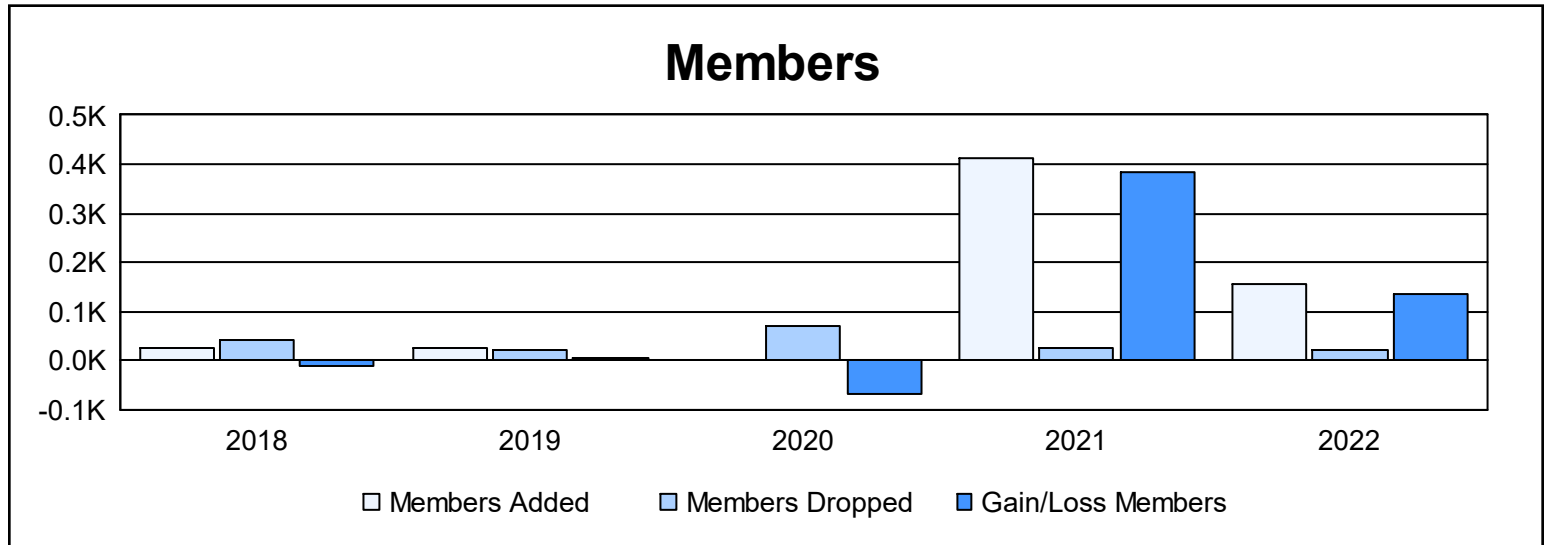
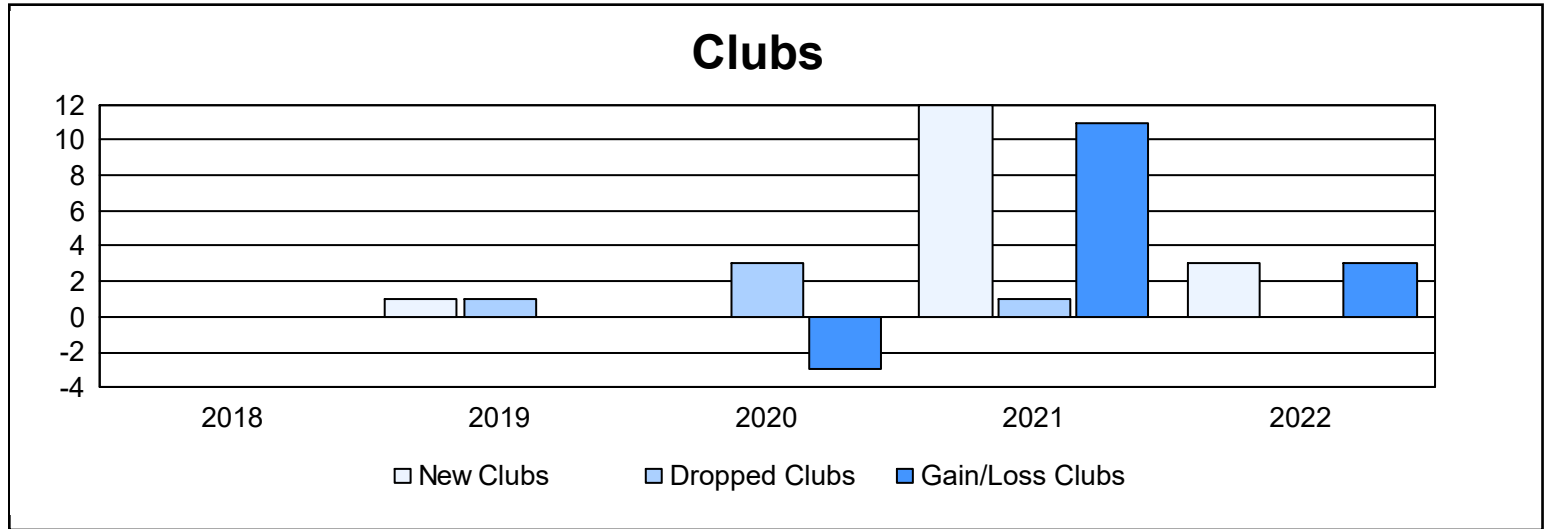
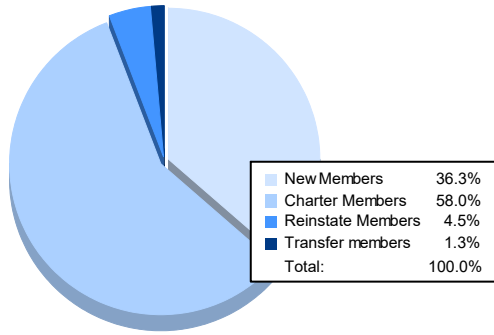


| Year           | New Clubs | Dropped Clubs | Gain/ Loss Clubs | New Members | Charter Members | Reinstate Members | Transfer Members | Total Member Added | Total Members Dropped | Gain/ Loss Members |
|----------------|-----------|---------------|------------------|-------------|-----------------|-------------------|------------------|--------------------|-----------------------|--------------------|
| 2017-2018      | 0         | 0             | 0                | 3           | 22              | 2                 | 0                | 27                 | 40                    | -13                |
| 2018-2019      | 1         | 1             | 0                | 4           | 22              | 0                 | 0                | 26                 | 22                    | 4                  |
| 2019-2020      | 0         | 3             | -3               | 0           | 0               | 0                 | 0                | 0                  | 70                    | -70                |
| 2020-2021      | 12        | 1             | 11               | 22          | 336             | 54                | 0                | 412                | 27                    | 385                |
| 2021-2022      | 3         | 0             | 3                | 57          | 91              | 7                 | 2                | 157                | 22                    | 135                |
| <b>Average</b> | <b>3</b>  | <b>1</b>      | <b>2</b>         | <b>17</b>   | <b>94</b>       | <b>13</b>         | <b>0</b>         | <b>124</b>         | <b>36</b>             | <b>88</b>          |



### Membership Composition June 2022 Cumulative



### Gender Composition June 2022 Cumulative

